




CONNECTICUT STATE
DEPARTMENT OF EDUCATION

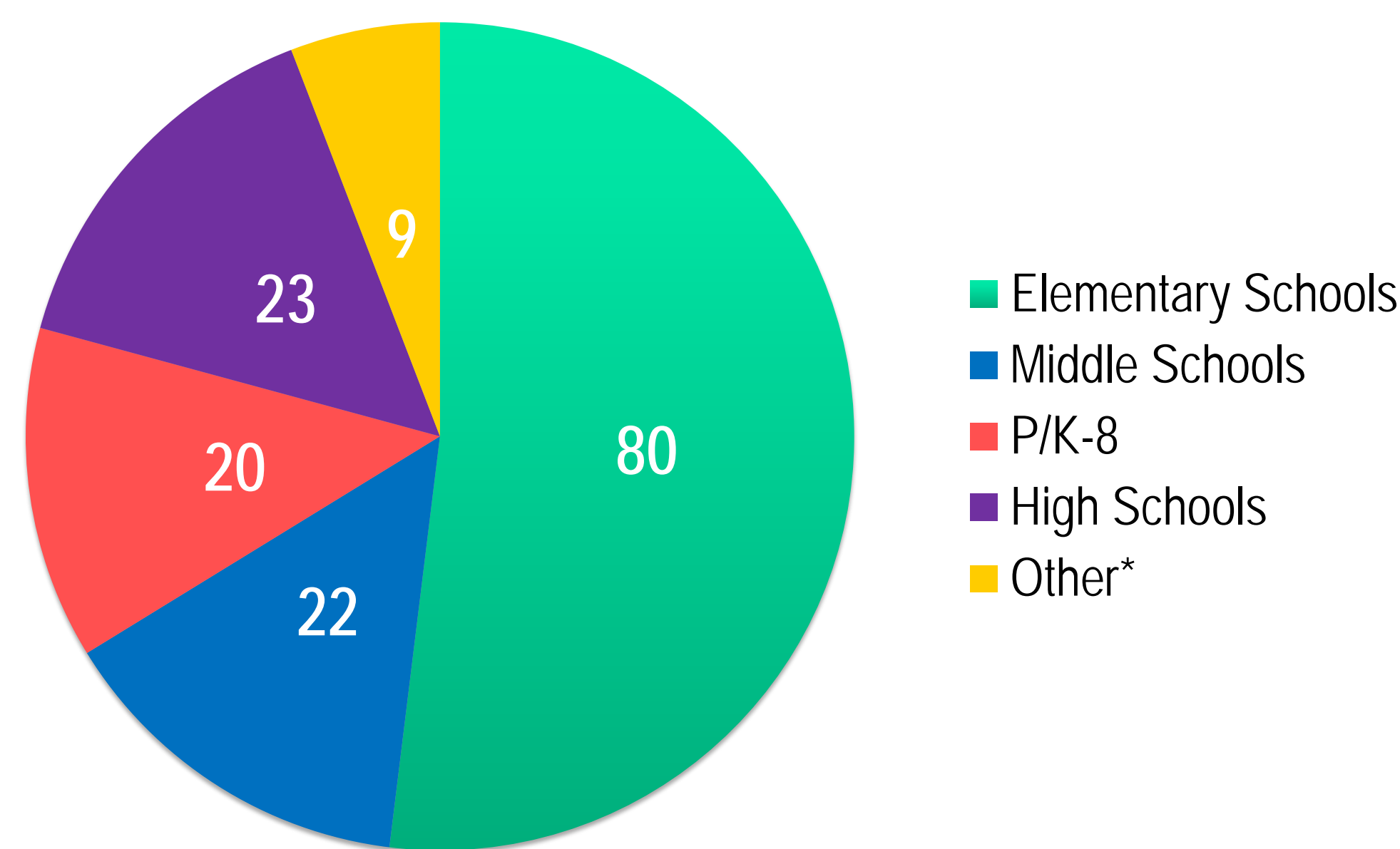
Connecticut's Preliminary SWPBIS Tiered Fidelity Inventory Data: A Statewide Snapshot



CT SCTG Tiered Fidelity Inventory By the Numbers

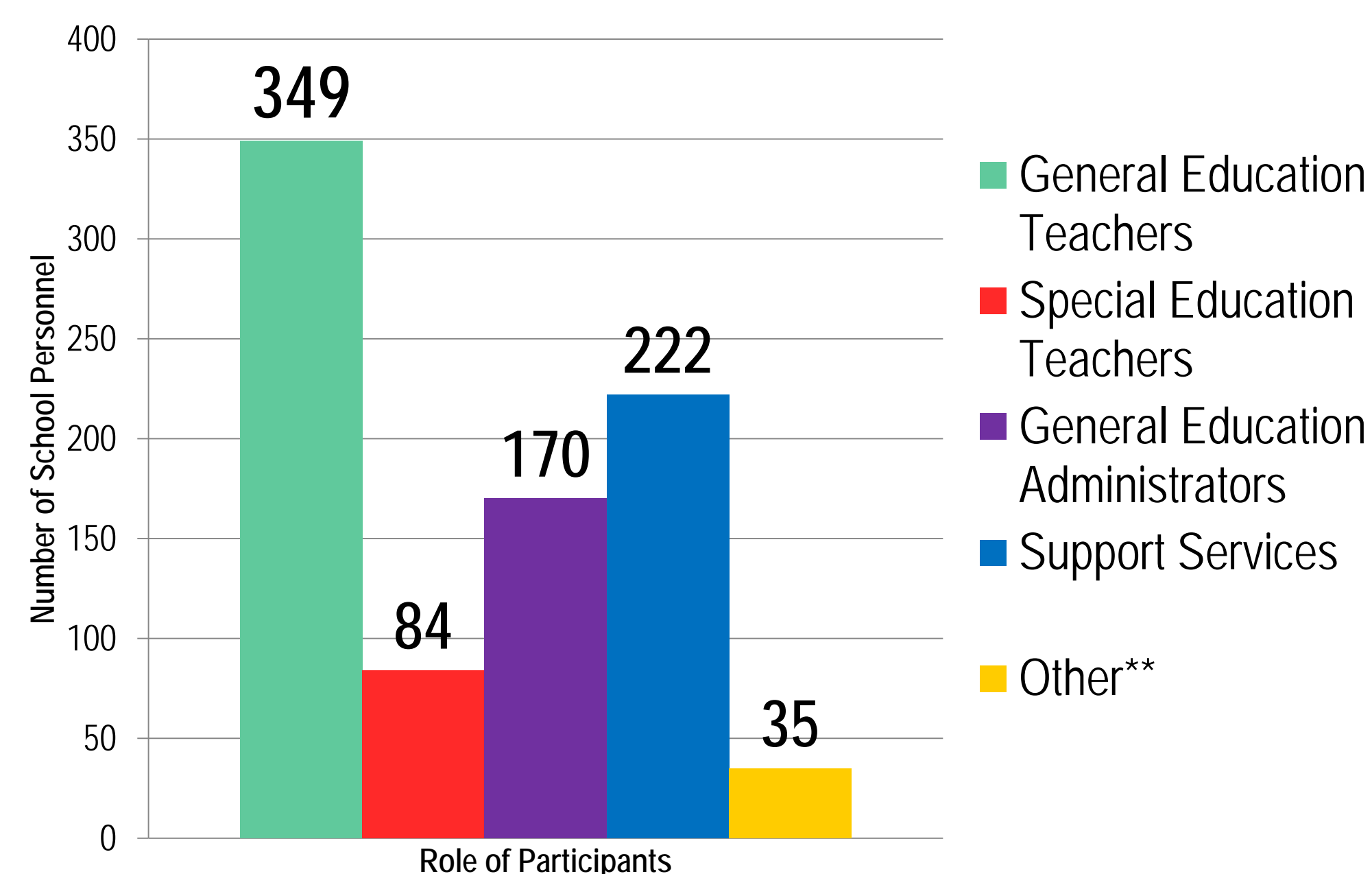
- 154** SWPBIS Tiered Fidelity Inventories facilitated in Connecticut schools during the 2015-2016 school year and to date during the 2016-2017 year
- 103** Schools were located in a CSDE-designated Alliance District. Alliance District denotes the thirty lowest-performing school districts in the state.
- 37** Schools are designated as CSDE Accountability Index Category 4 or Category 5 Schools. Category 4 schools were newly identified in 2015-2016, and Category 5 schools were previously identified and have not exited.
- 860** School personnel received technical assistance through SWPBIS Tiered Fidelity Inventory implementation

Aggregated Schools Conducting CT SCTG SWPBIS Tiered Fidelity Inventory by Grade Level

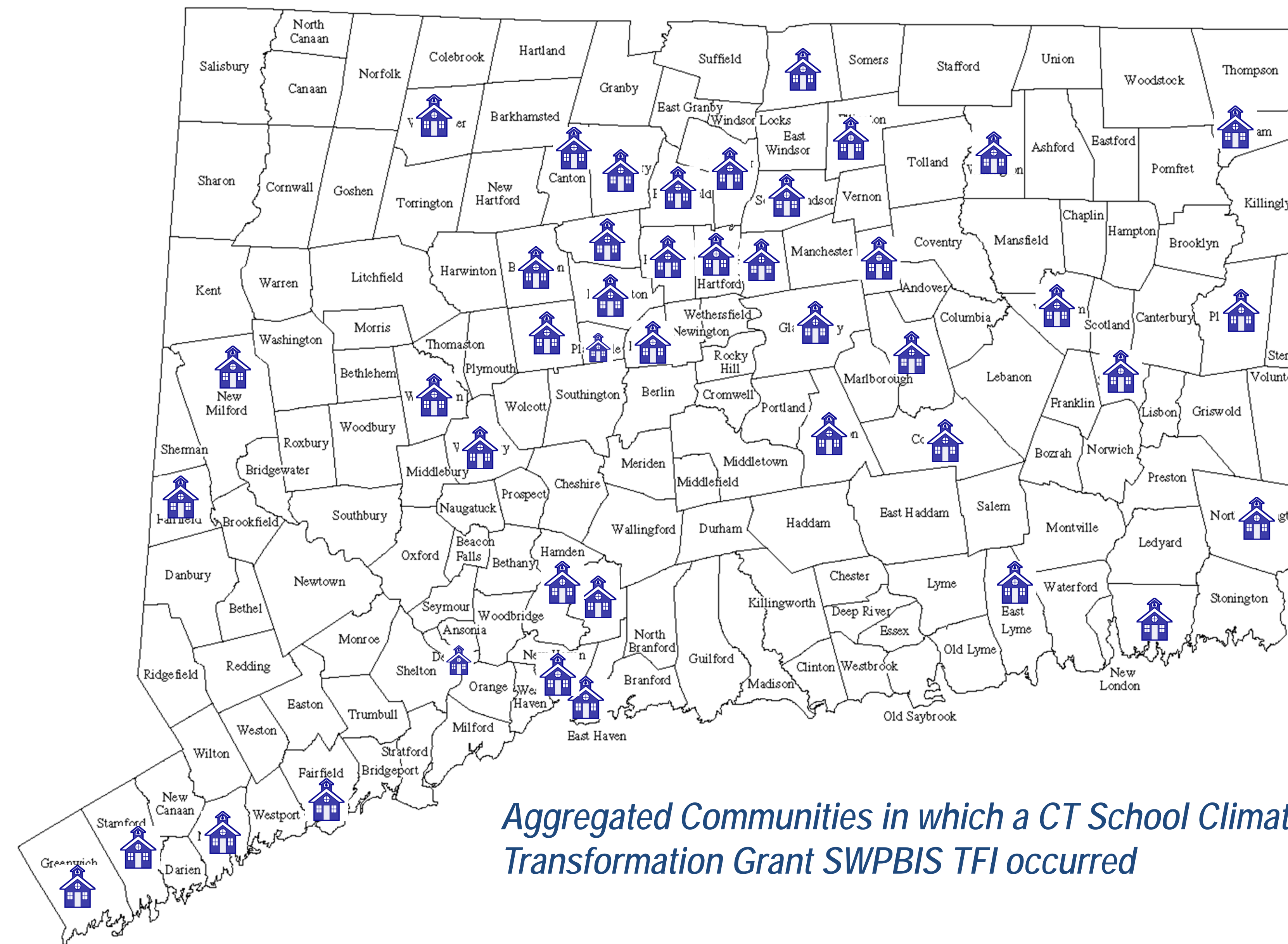


* Schools in the other category comprise a variety of settings including alternative and non-traditional grade alignments.

Aggregated Participation in Technical Assistance for CT SCTG SWPBIS TFI Implementation by Role



** The "Other" category represents special education administrators, other school personnel, and families.



Aggregated Communities in which a CT School Climate Transformation Grant SWPBIS TFI occurred

The Connecticut State Department of Education (CSDE) was awarded a federal School Climate Transformation Grant (SCTG) in October 2014. The SCTG is a five-year award to assist state agencies to expand their support for districts and schools implementing an evidence-based multi-tiered behavioral framework. CSDE has partnered with the State Education Resource Center (SERC) to assess the status of Positive Behavioral Interventions and Supports (PBIS) implementation across the state. By visiting schools that have been trained in PBIS and conducting the School-wide PBIS Tiered Fidelity Inventory (TFI), SERC will be able to assist schools in evaluating their progress, guiding their implementation, and developing action plans for improvement.

The SWPBIS Tiered Fidelity Inventory (TFI) is a tool schools can use to efficiently assess their implementation of PBIS. By measuring the core functions across all three Tiers, schools receive a snapshot of their implementation fidelity and an action plan for addressing the areas in need of improvement. Completion of the TFI provides a series of scores that indicate the extent to which the core structures of each tier are in place.

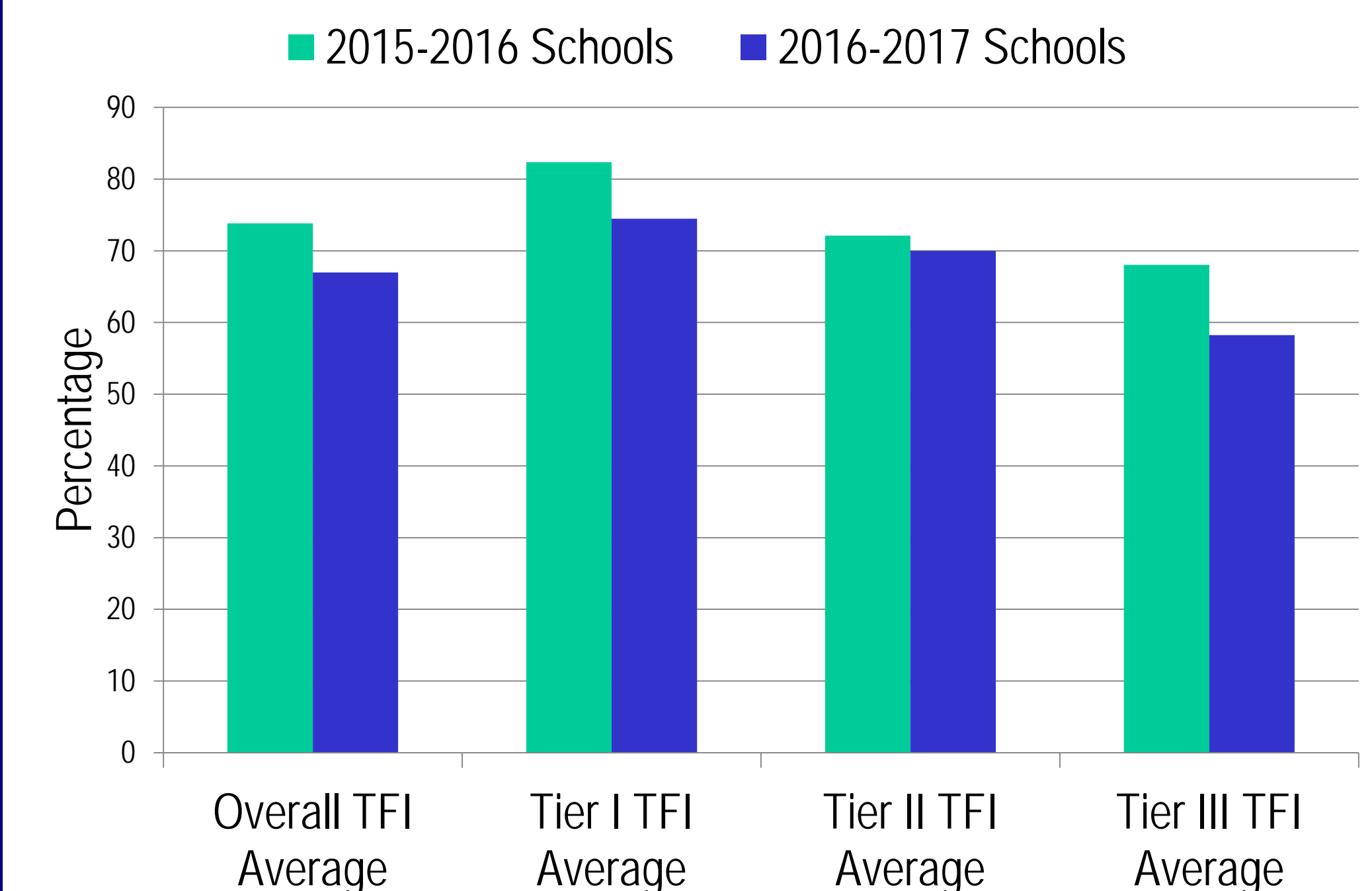
Connecticut School Climate Transformation Grant Project Staff

- Donald Briere, Ph.D., CSDE Education Consultant & Project Director
- Kimberly Traverso, CSDE Education Consultant & Asst. Project Director
- Alice Henley, Ph.D., SERC Director of Program Development
- Sarah L. Jones, SERC SCTG Project Officer
- Lauren Johns, SERC Project Specialist

www.ct.gov/sde/sctg
www.ctserc.org/sctg

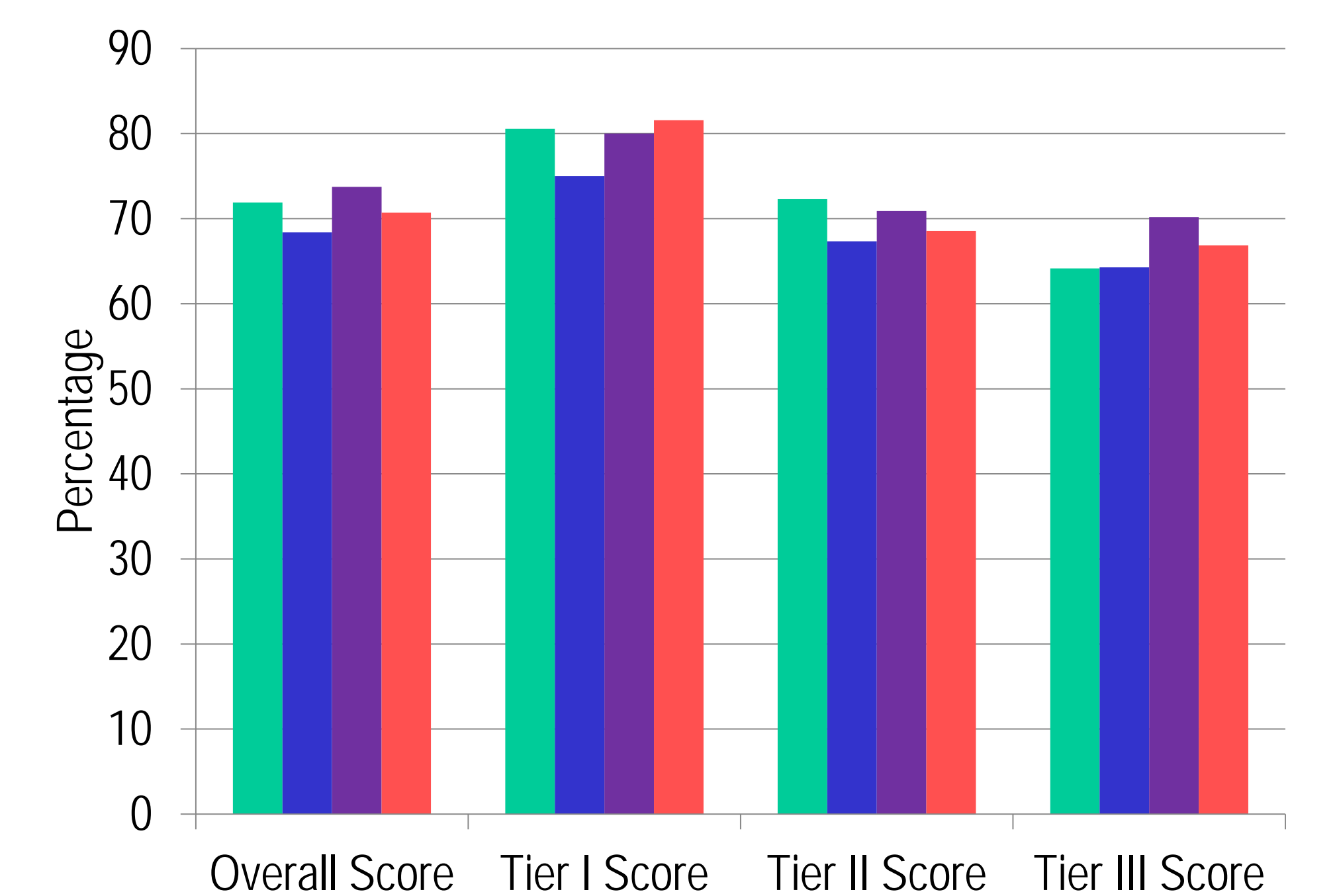


Average SWPBIS Tiered Fidelity Inventory Scores: 2015-2016 Schools vs. 2016-2017 Schools



Preliminary data above indicate a drop in scores of 2015-2016 schools (n=100) as compared to the 2016-2017 schools (n=54). The CT SCTG SWPBIS TFI outcomes indicate school teams perceive high levels of Tier I implementation, followed by Tiers II and III respectively.

Average SWPBIS Tiered Fidelity Inventory Scores: Comparison Between ***Non-Categorized/Category 1-3 Schools and Designated School Status



- ***Non-Categorized/Category 1-3 Schools** are grouped based on their score on the CSDE Accountability Index from the sample (n=117). A process to categorize the non-categorized schools is underway. Category 1 and 2 schools are preliminary designations from the top and middle two quartiles and require further study. Category 3 schools are those that fell in the bottom quartile.
- Category 4 Schools** are those schools from the sample (n=26) that were newly identified Turnaround & Focus Schools in 2015-2016.
- Category 5 Schools** are those schools from the sample (n=11) that were previously identified as Turnaround & Focus Schools and have not exited.
- Commissioner's Network Schools** are those schools from the sample (n=7) where the school has self-selected to participate in a turnaround process for a period of three to five years. Schools are counted in the above data for their Category and separately here.